







Holiday Homework

Gk

1. Make a family tree using colourful paper,beads and stones.
- 2.Fill the sense organs(WS)

Name the parts of the Human body.

	
<input type="text"/>	<input type="text"/>
	
<input type="text"/>	<input type="text"/>
	
<input type="text"/>	<input type="text"/>

- 3.Make home tour video and shared with class teacher.

4. Identify the pictures.

Let's name the body parts!



nose eye hair neck
ear hand leg knee
foot mouth arm stomach

Maths

1. Complete the missing numbers [1 to 100].

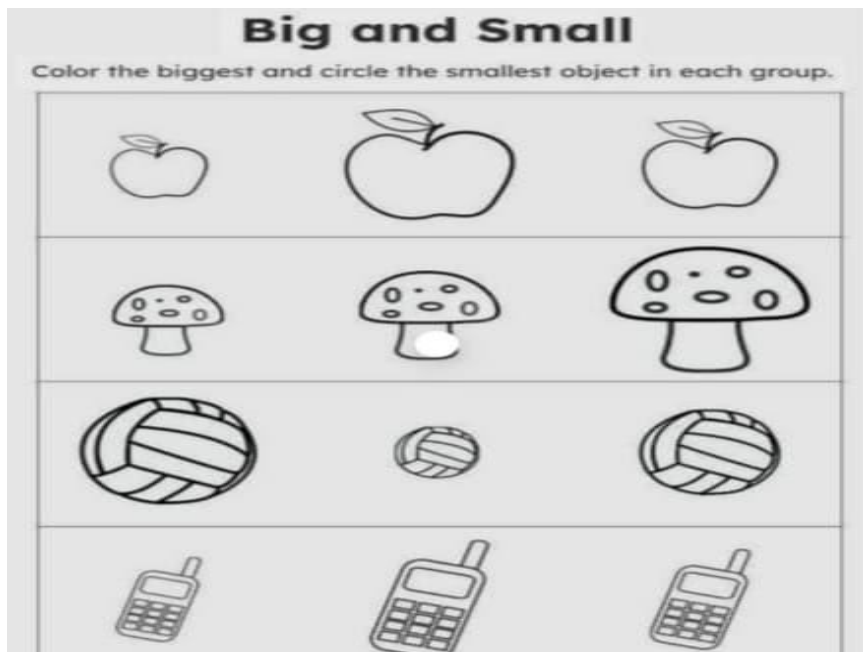
Fill in the missing numbers.

1	2			5			8	9	10
	12	13	14		16	17			
21				25	26		28	29	30
	32	33				37			40
41	42		44		46		48		
		53		55				59	60
61	62			65	66		68		
		73			76			79	
	82		84				88		90
91		93		95				99	

2. Make a video big ,bigger, biggest (using home things).

3.1 to 30 number names. (using beads, chart paper, glitter sheets)

4.Circle the big and colour the small.



English

1. Write A to Z with colourful beads and stones on chart paper.
2. a,e,i,o,u worksheet .
3. Match the letter and colour the pictures.
4. 1 page Eng writing.

Hindi

1. One page writing.
2. □□□□□□ □□□□ (□□, □□□, □□□, □, □)
- 3.□□□□□□ with paste picture on chart paper.

Daily life activity-

Send videos to the class teacher

Date - 3/june

1- help your mother in the kitchen

Date - 12 / june

2- plant a tree

Date - 17/ june

3- Water your plant daily.

Date - 21/ june

4- Greet your elders daily by touching their feet.

Drawing

Complete page no 5,6 and 7